
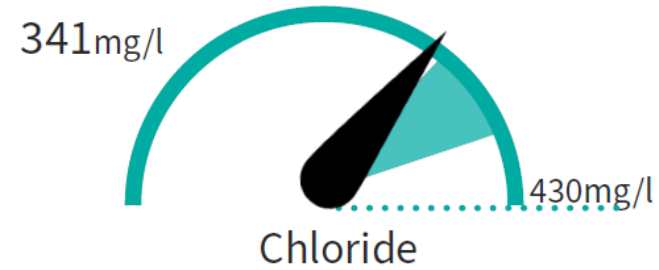
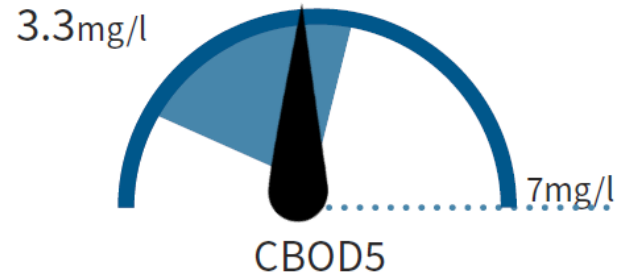
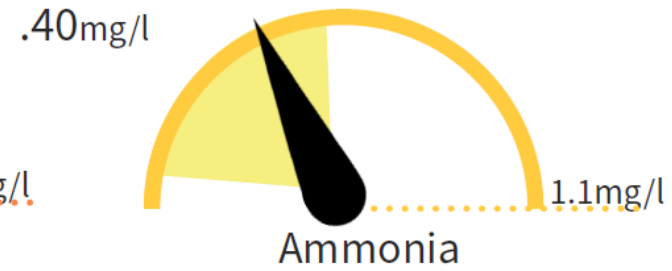




October Operations Report

Presented by Alan Grooms





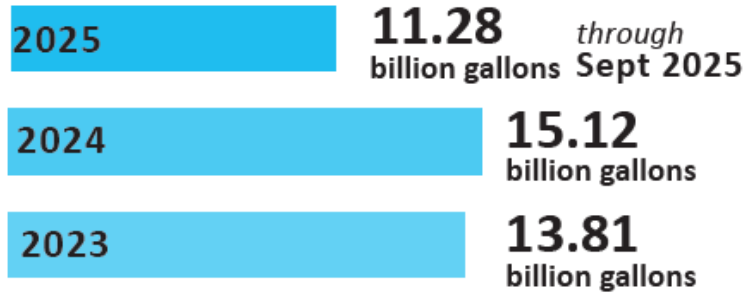
Shaded area represents one standard deviation around the 3-year average

September Plant Performance

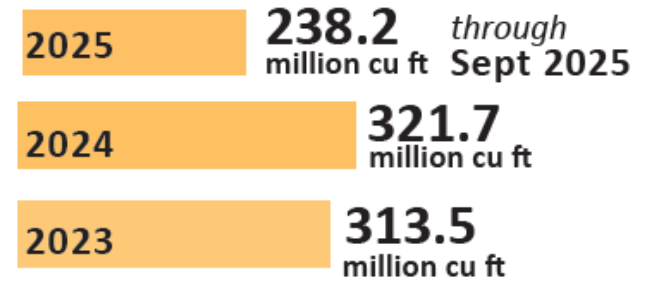




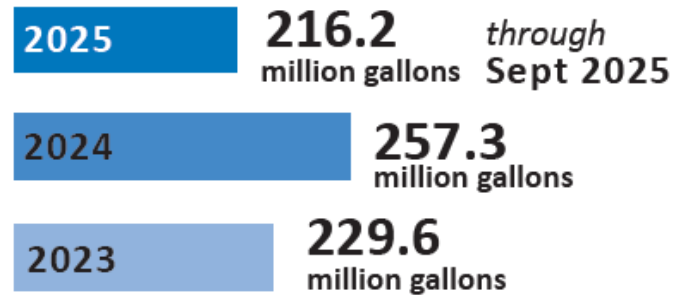
CLEAN WATER



BIOGAS




REUSED EFFLUENT



September Plant Performance





BIOSOLIDS STORAGE

through
Sept 2025

60.1%FULL



METROGRO CAKE

2025 **620** *through
Sept 2025*
cubic yards

2024 **209** cubic yards

2023 **348** cubic yards



STRUVITE

2025 **461.9** tons *through
Sept 2025*

2024 **610.9** tons

2023 **601.4** tons



METROGRO

2025 **30.0** million *through
Sept 2025*
gallons

2024 **40.9** million gallons

2023 **38.5** million gallons

September Plant Performance





October 6th Sewer System Overflow (SSO)

Madison Metropolitan
Sewerage District



Questions?

Madison Metropolitan
Sewerage District

