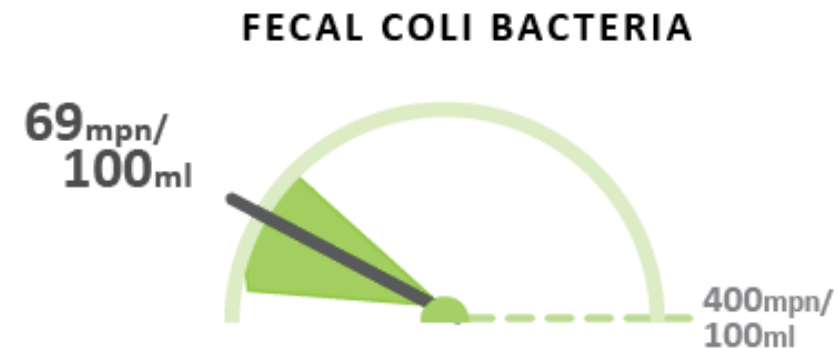

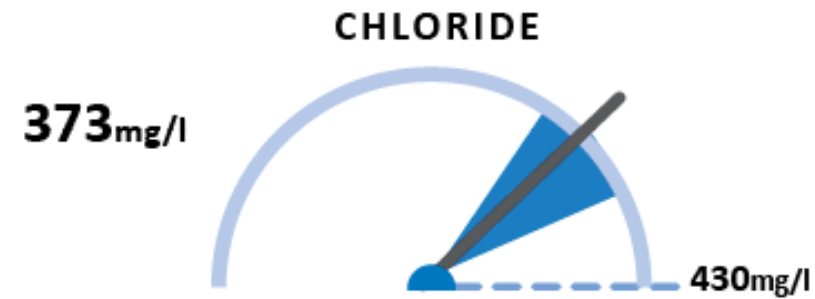


An aerial photograph of a wastewater treatment plant. In the foreground, there are several large, circular concrete tanks with metal walkways and railings. A brick building with a flat roof is situated next to them. In the background, more industrial buildings and three large, dome-shaped storage tanks are visible. The entire scene is overlaid with a semi-transparent blue filter.

August Operations Report

Madison Metropolitan Sewerage District

August Plant Performance





Thank you

Madison Metropolitan Sewerage District

