

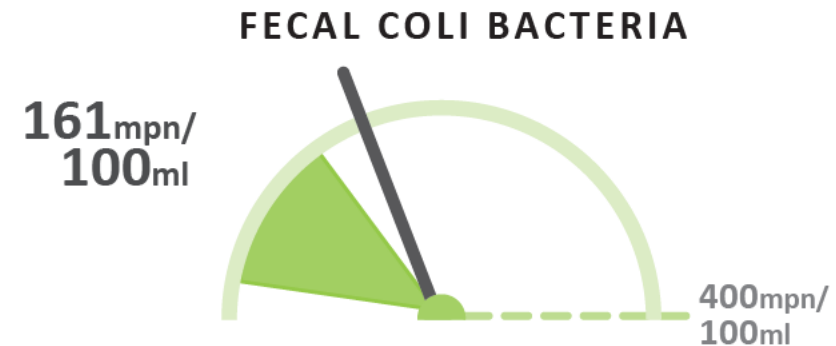
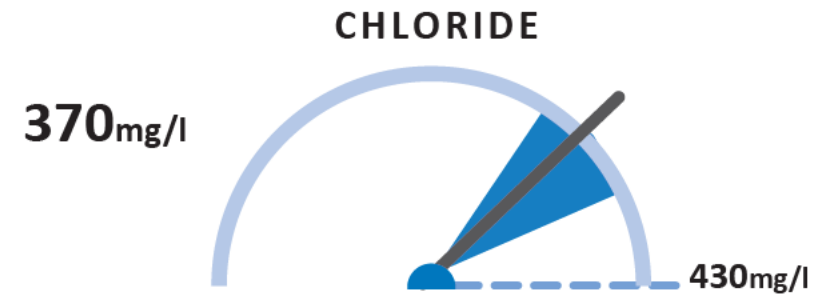


# Operations & Maintenance Report

## August 31, 2023



Madison Metropolitan Sewerage District

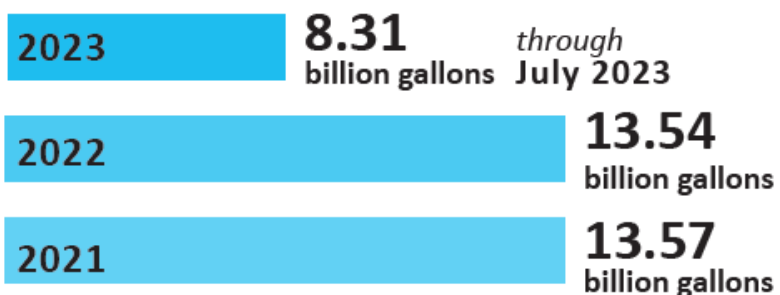
# July Plant Performance



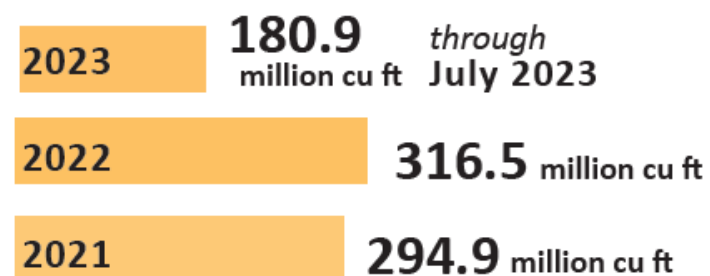
# July Resource Recovery



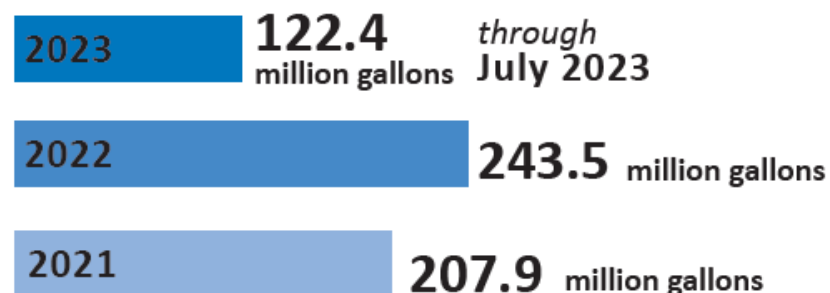
## CLEAN WATER




## BIOGAS



## REUSED EFFLUENT



# July Resource Recovery



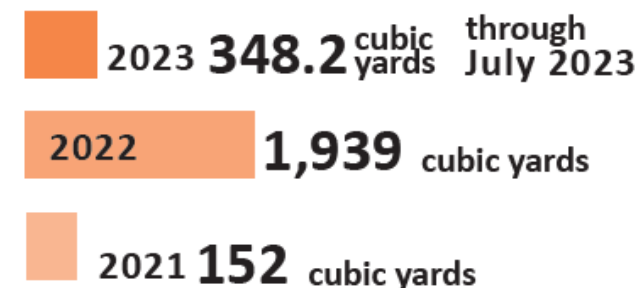
## BIOSOLIDS STORAGE

through  
July 2023

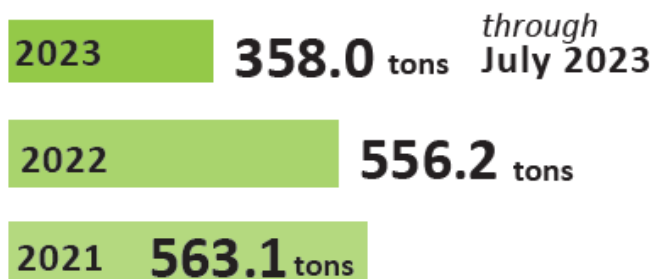
**69.1%**  
FULL



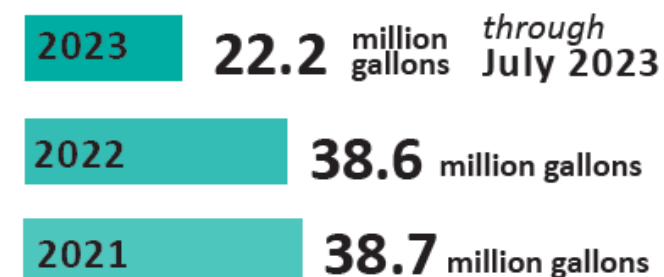
## METROGRO CAKE



## STRUVITE



## METROGRO



# July Effluent TSS Violations

- Four WPDES Permit Violations
  - 20.3 mg/l Badger Mill Creek week #1 limit (17 mg/l)
  - 27.6 mg/l Badger Mill Creek week #2 limit (17 mg/l)
  - 27.6 mg/l Badfish Creek week #2 limit (23 mg/l)
  - 13.2 mg/l Badger Mill Creek monthly limit (10 mg/l)
- Worst performance July 4-12
- Normal performance regained July 15
- Attributions
  - Lower than normal flows
  - Higher than normal nitrogen loads, temperatures
  - Rising sludge in clarifiers



Thank you!

Madison Metropolitan Sewerage District

