

2022 Operating Budget Amendment

March 30, 2023

Madison Metropolitan Sewerage District



Overview

- 2022 expenditures
 - \$1.4 million over budget
- Revenues \$75,000 higher than forecast
- Budgeting changes going forward



















OPERATING BUDGET VARIANCES

LABOR	\$(1,568,754)
NON-LABOR	\$(2,274,391)
TOTAL	\$(3,843,145)
DEPARTMENT SAVINGS	\$ 2,698,150
BALANCE	\$(1,444,995)

Numbers rounded



Project Team Stakeholders Timeline

Planning	Design	Construction
		  
	  	 
		
	 	 
		

LARGE EXPENDITURE INCREASES

REPLACEMENT PARTS	\$535,995
DIGESTER CLEANING	\$500,000
VEHICLES	\$209,000
OPERATIONS BLDG. ELEVATOR	\$200,000
CHEMICALS	\$200,000
METROGRO	\$130,000
NATURAL GAS	\$103,000
GENERAL INFLATION	\$396,396
TOTAL	\$1,444,995

Numbers rounded



REVENUES

SEWER SERVICE CHARGES	\$(411,643)
SERVICING PUMPING STATIONS	\$(7,083)
RENT	\$650
INTEREST	\$165,733
ANNEXATION & PLAN REVIEW FEES	\$(10,700)
SEPTAGE DISPOSAL	\$292,806
PRETREATMENT MONITORING	\$7,046
STRUVITE FERTILIZER SALES	\$7,250
MISC. INCOME	\$30,933
TOTAL	\$74,992

Numbers rounded



Reserves

- 210 days to 180 days
- Capital transfer, \$4.6m to \$4.0m



2023 and 2024

- Monitor budget expenditures closely
- Review source of funds for large, unexpected expenses
- Improve labor allocation process
- Improve revenue projections

Notification

- **April 1, 2023**
Amended budget legally noticed on
madsewer.org



Staff Recommendation And Questions

