

Review of 2022 Sewer Service Charges

February 23, 2023



Service Charge Calculations

Sunday	Monday	Tuesday	Wednesday	Thursday	Friday	Saturday
Dec 18 +	19	20	21	22	23	24
25	26	27	28	29	30	31
1	2	3	4	5	6	7
8	9	10	11	12	13	14

Previous Appointment

Next Appointment

CBOD Test

CBOD analysis & data
QA/QC

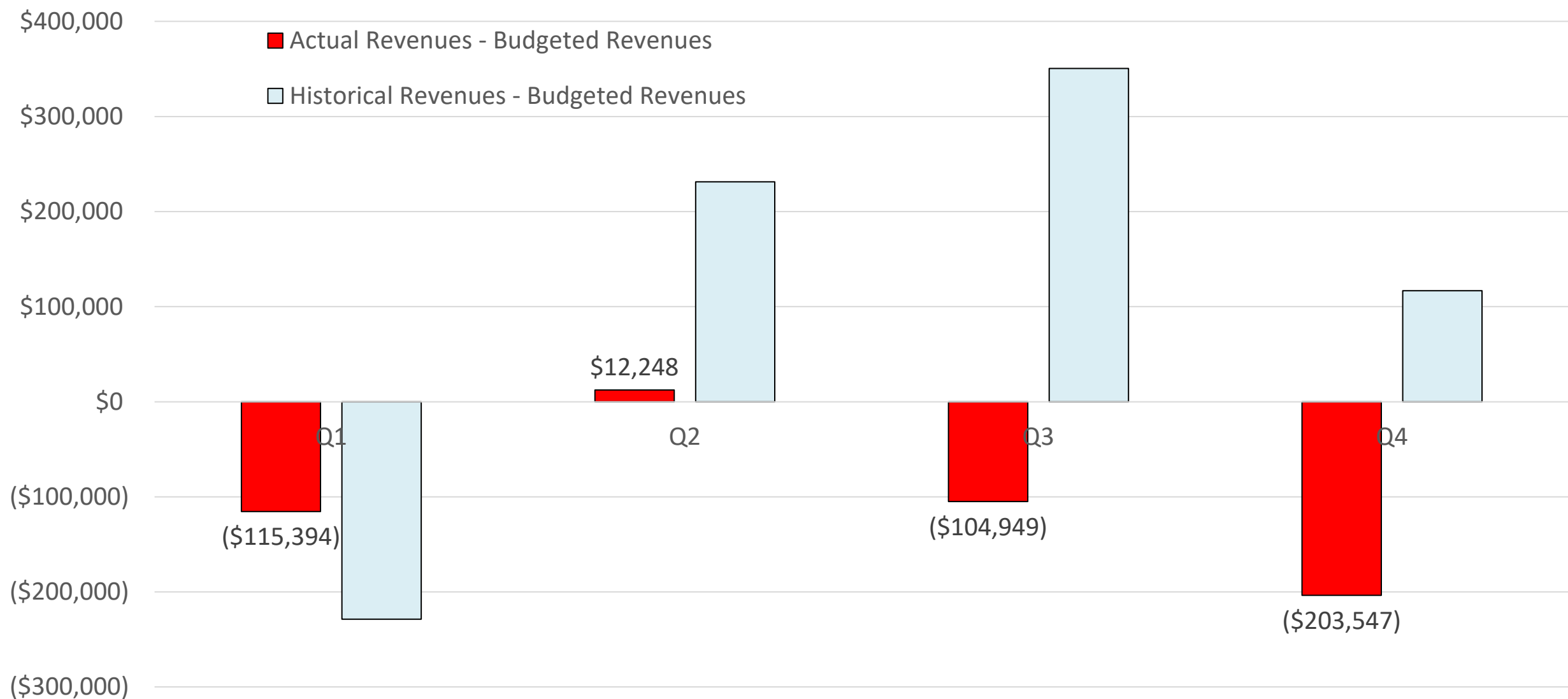
Calculate
bills

Commission
meeting

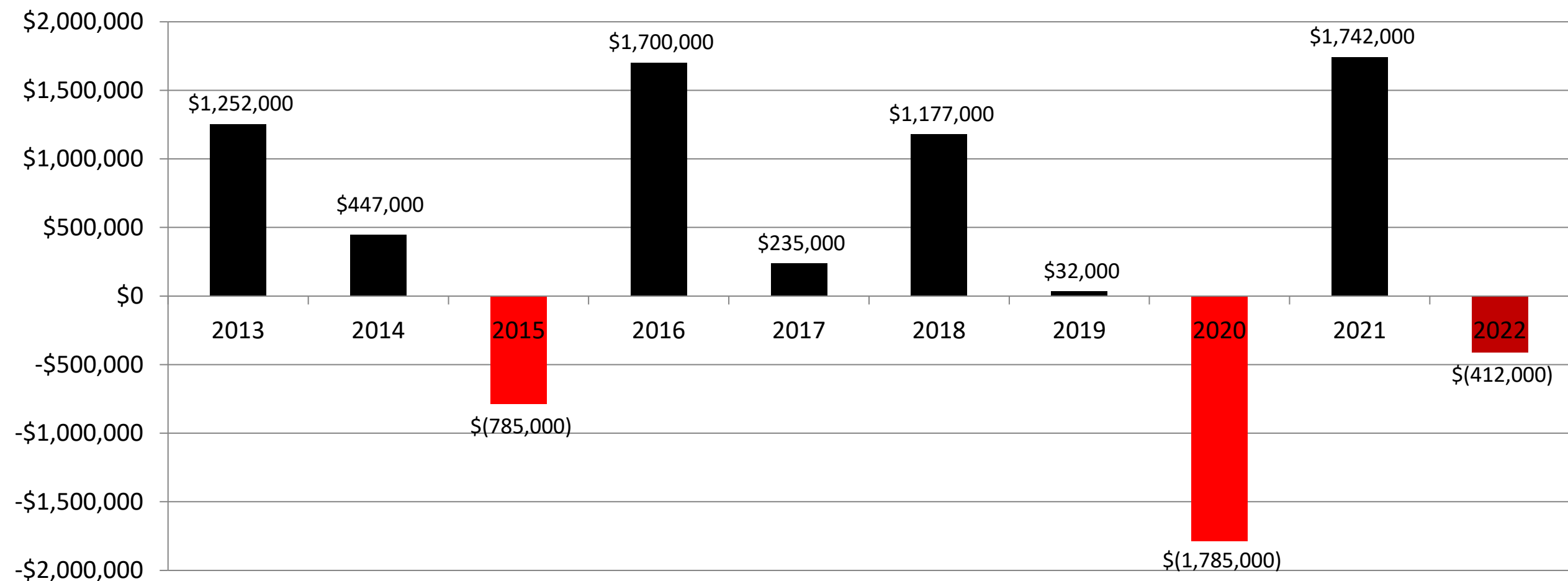
Service Charge Revenues – 2022

Quarter	Actual/Budgeted				
	Actual Revenues	Budgeted Revenues	Difference	Difference YTD	Revenues (%)
Q1	\$11,318,921	\$11,434,315	(\$115,394)	(\$115,394)	99.0%
Q2	\$11,573,611	\$11,561,363	\$12,248	(\$103,146)	100.1%
Q3	\$11,583,462	\$11,688,411	(\$104,949)	(\$208,095)	99.1%
Q4	\$11,484,864	\$11,688,411	(\$203,547)	(\$411,643)	98.3%
Total Collected YTD	\$45,960,857	\$46,372,500	(\$411,643)	-	99.1%

2022 Service Charge Revenues – Departure from Budget



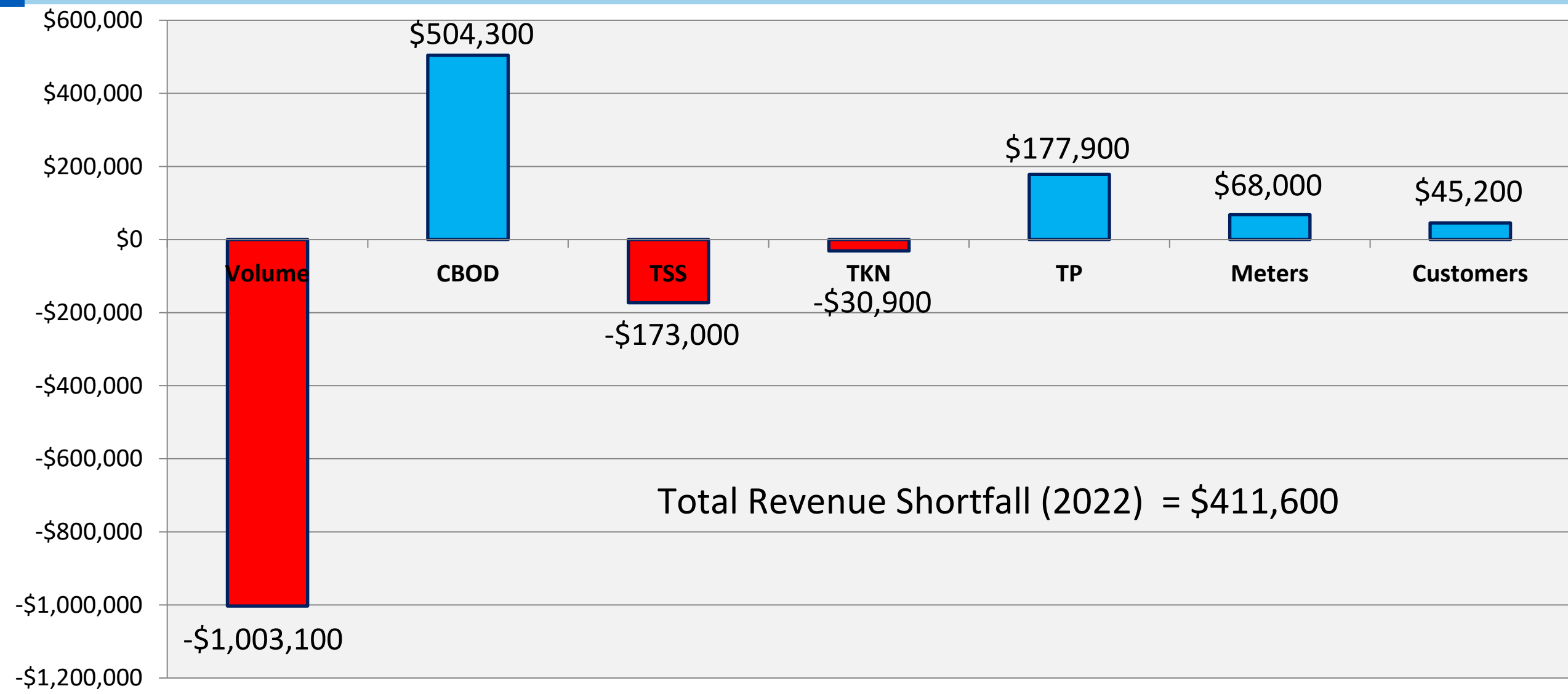
Actual vs. Budgeted Service Charge Revenues (2013-2022)



2022 Service Charge Parameters

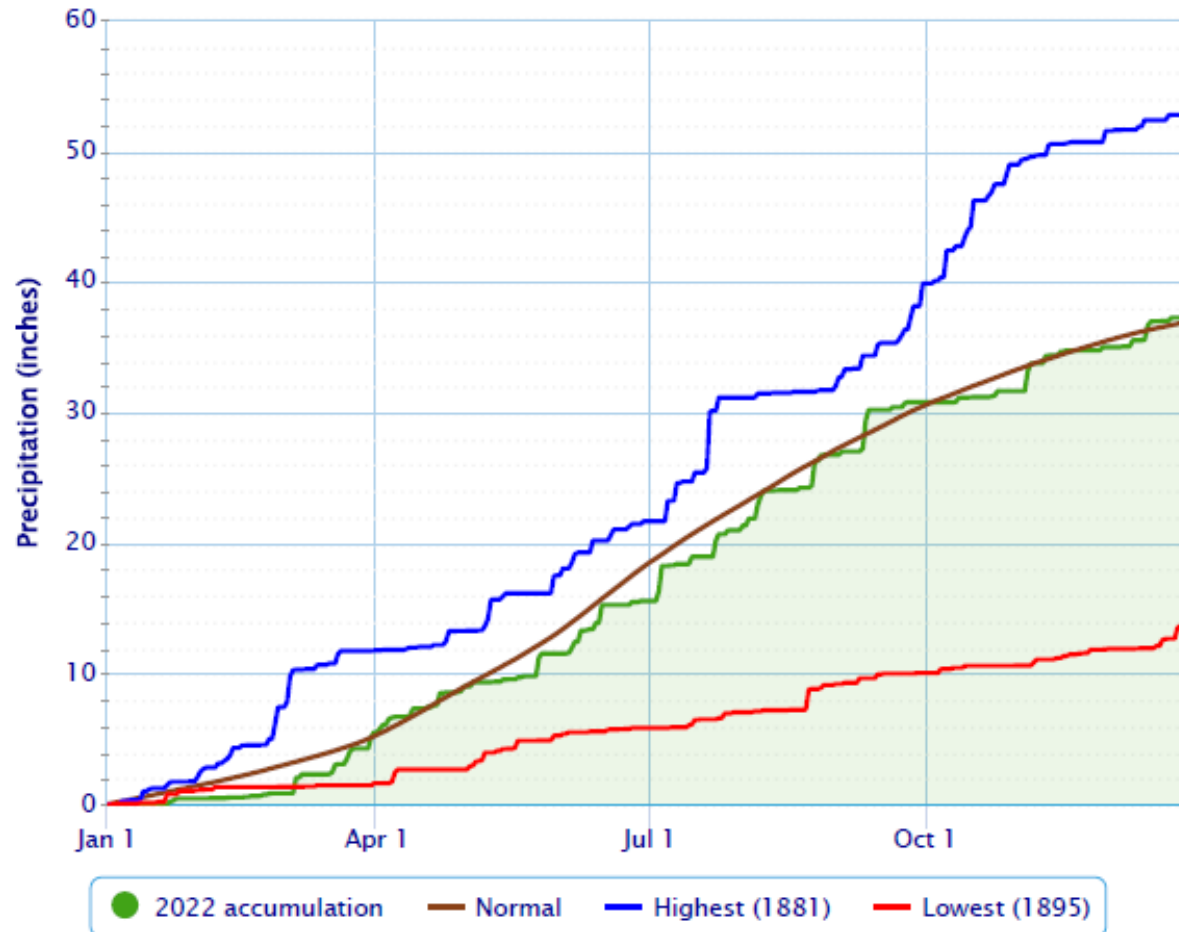
Parameter	Unit	Actual Value	Budgeted Value	Actual Value as % of Budgeted Value	Revenue Difference (Actual - Budget)
Volume	gallons per day	36,323,327	39,034,074	93%	-\$1,003,100
CBOD	pounds per day	100,777	92,919	108%	\$504,300
TSS	pounds per day	80,941	82,487	98%	-\$173,000
TKN	pounds per day	16,437	16,615	99%	-\$30,900
TP	pounds per day	1,985	1,897	105%	\$177,900
Equivalent Meters	each	150,163	148,539	101%	\$68,000
Actual Customers	each	113,932	112,806	101%	\$45,200
				TOTAL	-\$411,600

Actual vs. Budgeted Service Charge Revenues - 2022



Annual Precipitation

Accumulated Precipitation – Madison Area, WI (ThreadEx)



Actual total = 37.38 inches

Normal total = 37.13 inches

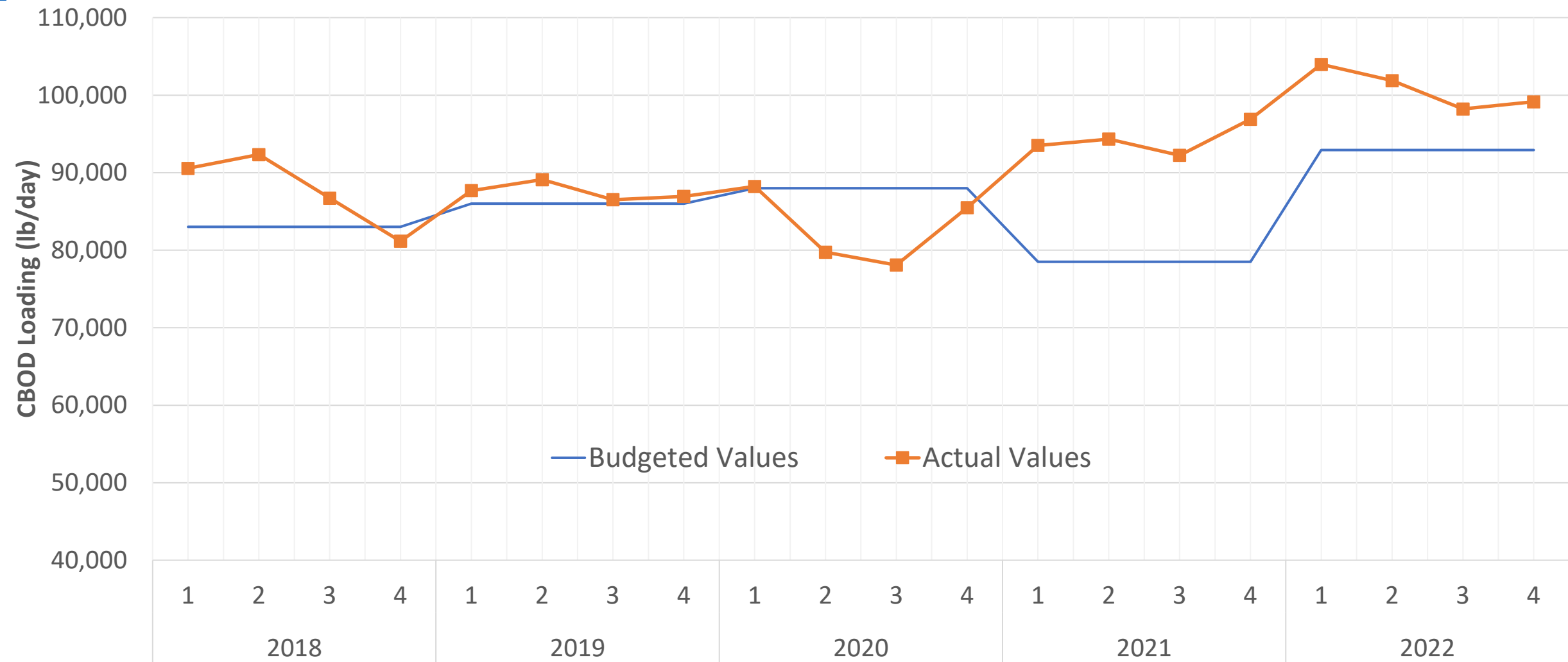
Madison Metropolitan Sewerage District



Lake Monona Level & Annual Precipitation



CBOD Loading to Nine Springs WWTP



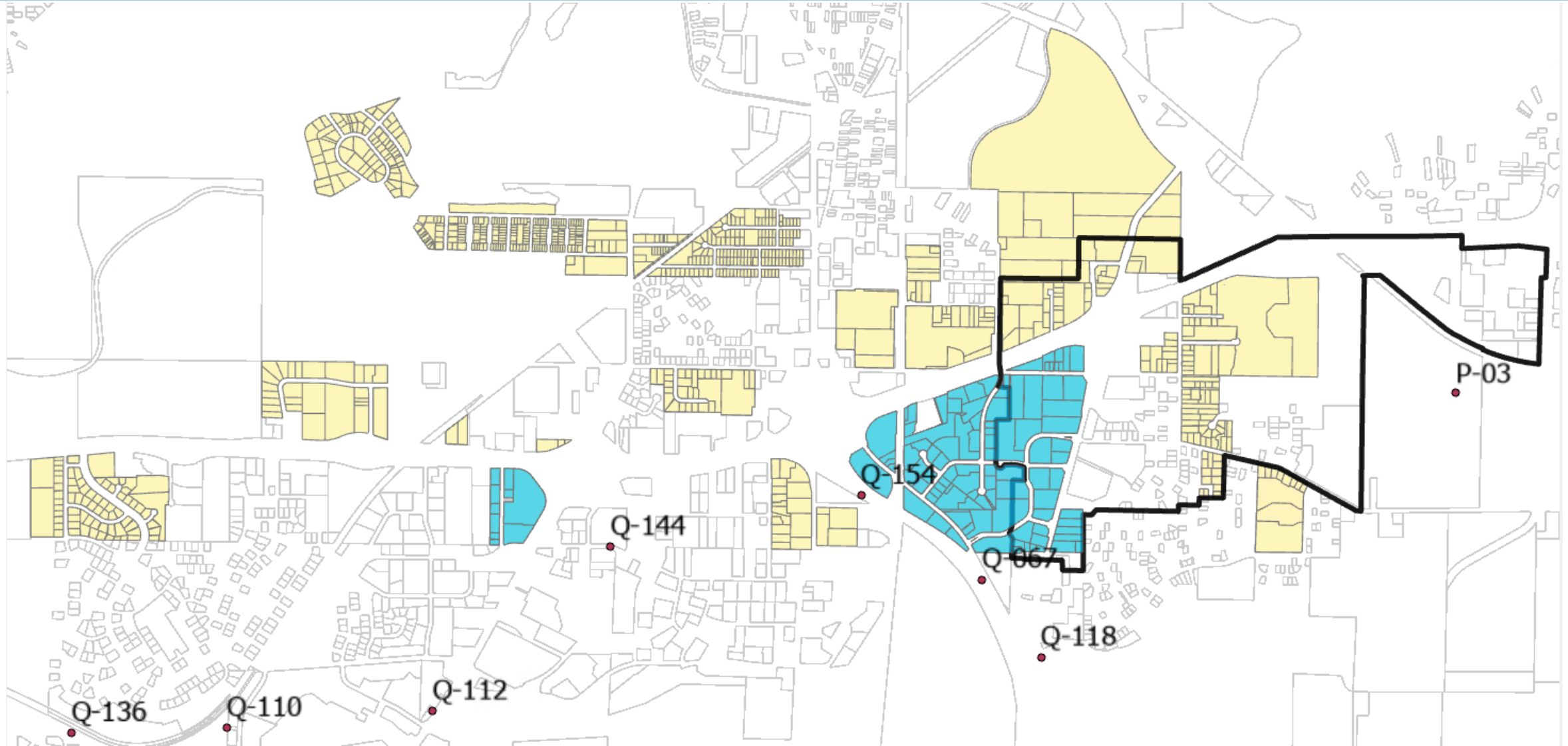
Owner Community Service Charges

MUNICIPALITY	ACTUAL CHARGES	BUDGETED CHARGES	PERCENT OF BUDGETED
City of Fitchburg	2,437,157	2,336,287	104.3%
City of Madison	30,171,503	30,673,851	98.4%
City of Middleton	2,359,323	2,277,098	103.6%
City of Monona	819,546	883,983	92.7%
City of Verona	1,488,774	1,445,808	103.0%
Town of Dunn - Kegonsa	159,377	158,803	100.4%
Town of Dunn #1	87,575	96,275	91.0%
Town of Dunn #3	95,936	99,536	96.4%
Town of Dunn #4	14,274	15,216	93.8%
Town of Madison	577,301	665,551	86.7%
Town of Pleasant Springs #1	99,436	99,199	100.2%
Town of Verona - Marty Farms	707	707	100.0%
Town of Verona #1	32,037	33,755	94.9%
Town of Vienna - Wyst59 LLC	164	164	100.1%
Town of Vienna #1	75,592	59,809	126.4%
Town of Vienna #2	42,915	46,999	91.3%
Town of Westport - Cherokee	2,221	2,132	104.2%
Town of Westport Sewer Utility District: Total	482,105	500,626	96.3%
Village of Cottage Grove	797,833	815,111	97.9%
Village of Dane	89,031	87,689	101.5%
Village of DeForest: Total	1,613,970	1,596,908	101.1%
Village of Maple Bluff	146,933	148,633	98.9%
Village of McFarland	857,148	863,655	99.2%
Village of Shorewood Hills	205,913	202,413	101.7%
Village of Waunakee: Total	2,218,509	2,253,390	98.5%
Village of Windsor	1,085,576	1,008,902	107.6%
Total Service Charges for 2022	\$45,960,857	\$46,372,500	99.1%

Madison Metropolitan Sewerage District



Town of Madison Annexation



Owner Community Changes (2013-2022)

COMMUNITY	REASON FOR CHANGE	DATE
Town of Blooming Grove	Transferred to C. Madison.	7/1/2016
Town of Blooming Grove - Waunona #2	Transferred to C. Madison.	10/1/2017
Town of Blooming Grove #10	Transferred to C. Madison.	1/1/2017
Town of Burke #2	Transferred to C. Madison.	7/1/2015
Town of Burke #6	Transferred to C. Madison.	7/1/2015
Town of Madison	Transferred to C. Madison & C. Fitchburg.	10/31/2022
Town of Middleton #5	Transferred to C. Madison.	7/1/2017
Town of Westport #1	Consolidated to Town of Westport Sewer Utility District.	1/1/2017
Town of Westport #4		
Town of Westport #2		
Town of Westport #2: Total		
Town of Westport #3		
Town of Westport #3: Total		
Town of Windsor - Hidden Springs	Consolidated to V. Windsor.	1/1/2017
Town of Windsor - Lake Windsor		
Town of Windsor - Morrisonville		
Town of Windsor - Oak Springs		
Town of Windsor #1		
Town of Windsor #2 - Illinois Seeds	Business sold to Wyst59 LLC.	12/31/2015
Town of Windsor #3	Consolidated to V. Windsor.	1/1/2017

Number of owner communities:

2013 = 42

2023 = 25

Number of field monitoring points:

2013 = 70

2023 = 64

Madison Metropolitan Sewerage District



Questions?

Madison Metropolitan
Sewerage District

Visitor

Madison Metropolitan
Sewerage District

Madison Metropolitan Sewerage District

Madison Metropolitan Sewerage District

