

Operations & Maintenance Report

January 26, 2023



Madison Metropolitan Sewerage District

December Plant Performance

CBOD5



TOTAL SUSPENDED SOLIDS



AMMONIA



CHLORIDE



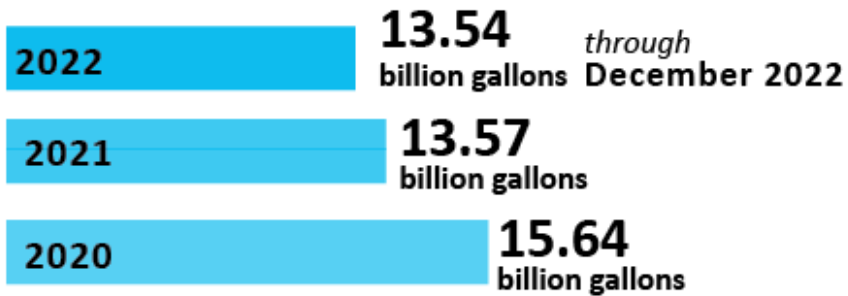
PHOSPHORUS



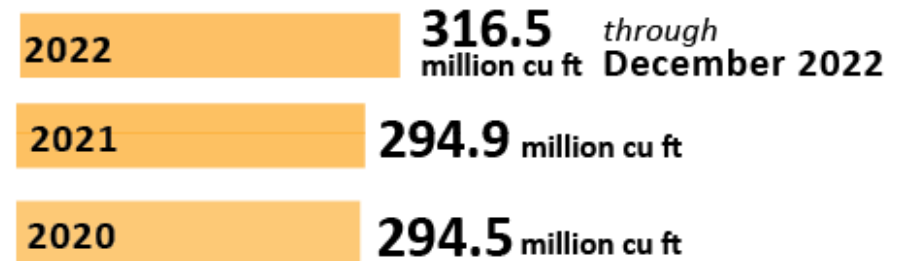
December Resource Recovery



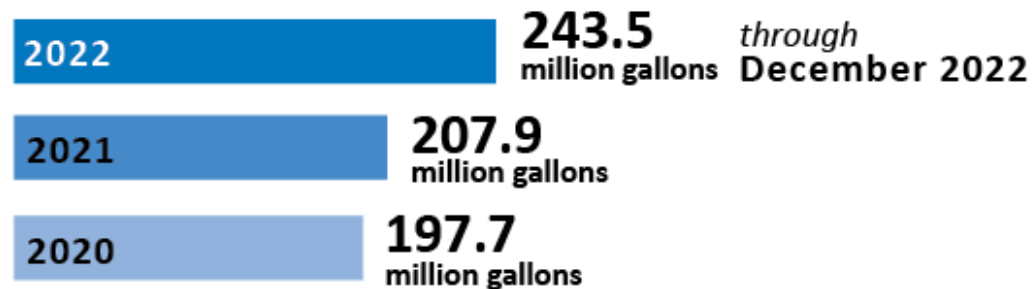
CLEAN WATER




BIOGAS



REUSED EFFLUENT



December Resource Recovery



BIOSOLIDS STORAGE

through
December 2022

28.6%
FULL



METROGRO CAKE

1,939 cubic yards through
December 2022

2021 **152** cubic yards

A B 2020 ***5,257** cubic yards

* A Class A biosolids (743.8 cy)
B Class B biosolids (5256.9 cy)



STRUVITE

2022 **550.6** tons through
December 2022

2021 **563.1** tons

2020 **656.9** tons



METROGRO

2022 **38.6** million gallons through
December 2022

2021 **38.7** million gallons

2020 **32.0** million gallons

Thank you!

Madison Metropolitan Sewerage District