

Operations & Maintenance Report

December 15, 2022



November Plant Performance

CBOD5



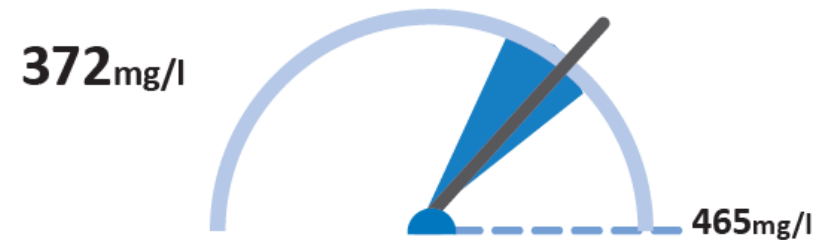
TOTAL SUSPENDED SOLIDS



AMMONIA



CHLORIDE



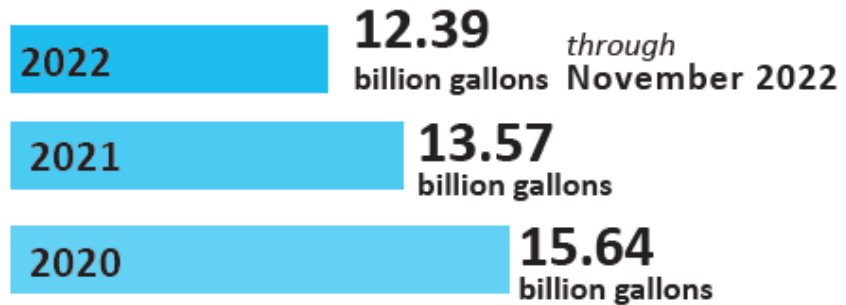
PHOSPHORUS



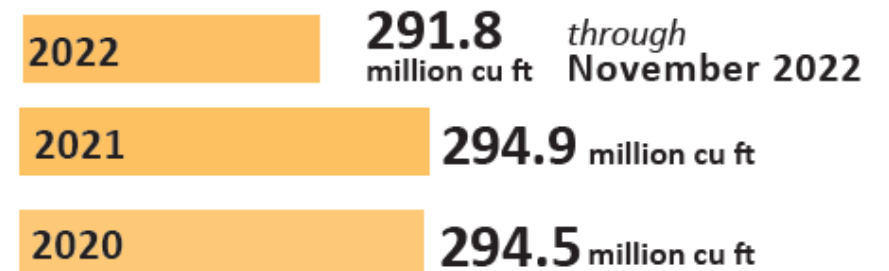
November Resource Recovery



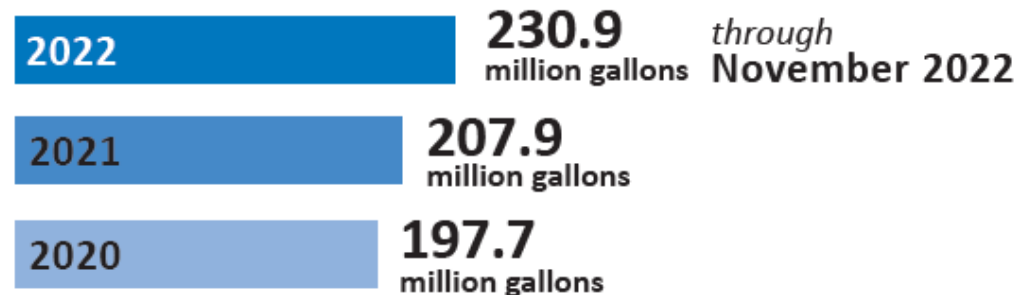
CLEAN WATER




BIOGAS



REUSED EFFLUENT



November Resource Recovery



BIOSOLIDS STORAGE

through
November 2022

16.5%
FULL



METROGRO CAKE

1,939 through
cubic yards November 2022

2021 **152** cubic yards

A B 2020 ***5,257** cubic yards

* A Class A biosolids (743.8 cy)
B Class B biosolids (5256.9 cy)



STRUVITE

2022 **513.7** through
tons November 2022

2021 **563.1** tons

2020 **656.9** tons



METROGRO

2022 **35.5** through
million gallons November 2022

2021 **38.7** million gallons

2020 **32.0** million gallons

2022 Metrogro Hauling Season

- April 20th to November 30th
- 35+ Million Gallons
- 90 farms, 121 sites, 4,915 acres
 - 7,600 truckloads from Nine Springs to fields
 - Dane, Columbia, Green, Rock, and Jefferson counties



2022 Metrogro Hauling Season

1,000,000 Gallons

65% of acres applied with low disturbance injection.



2022 Metrogro - Congratulations

- Crew pictured to right:
 - Ross Hollfelder, Metrogro Operations Supervisor
 - Nicholas Berge, Biosolids Program Assistant
 - Chad Liddicoat, Mechanic
 - Brad Arnold, Mechanic
- Not pictured
 - Zac Thompson, Biosolids Specialist



Thank you!

Madison Metropolitan Sewerage District

