

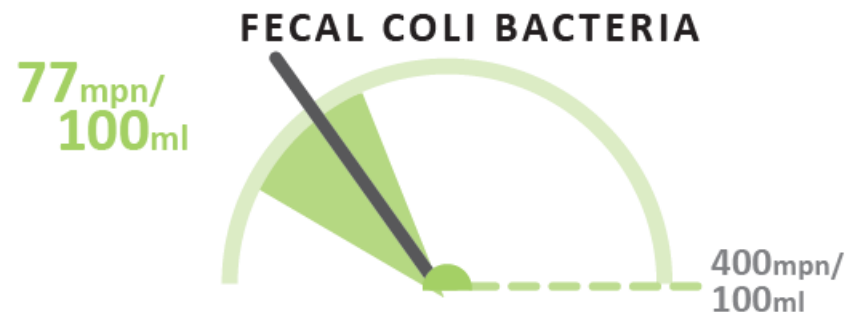

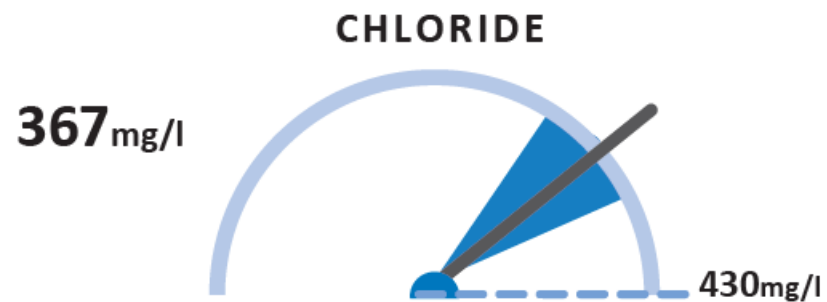
# Operations & Maintenance Report

## September 29, 2022





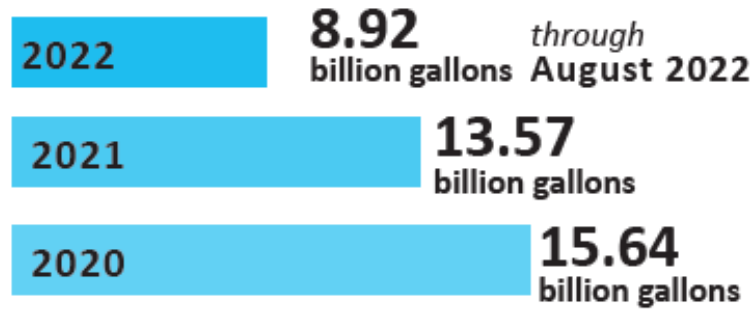
# August Plant Performance



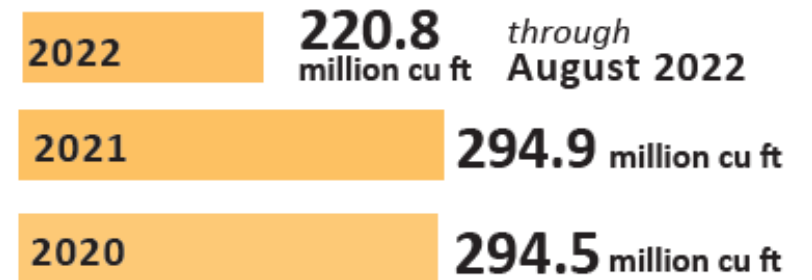
# August Resource Recovery



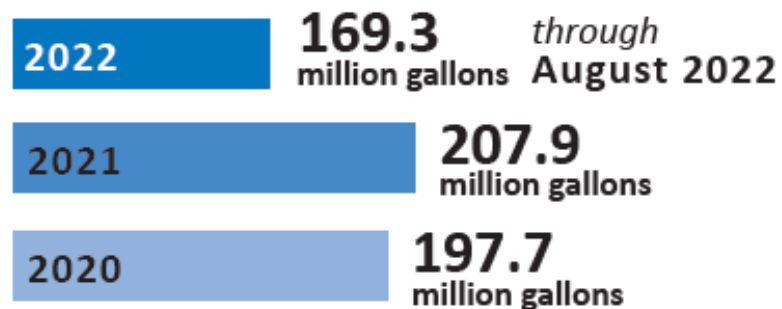
## CLEAN WATER




## BIOGAS



## REUSED EFFLUENT



# July Resource Recovery



## BIOSOLIDS STORAGE

through August 2022

**39.4%**  
FULL



## METROGRO CAKE

**1,939** cubic yards through August 2022

2021 **152** cubic yards

A B 2020 **\*5,257** cubic yards

\* A Class A biosolids (743.8 cy)  
B Class B biosolids (5256.9 cy)



## STRUVITE

2022 **353.0** tons through August 2022

2021 **563.1** tons

2020 **656.9** tons



## METROGRO

2022 **24.8** million gallons through August 2022

2021 **38.7** million gallons

2020 **32.0** million gallons



Thank you!



Madison Metropolitan Sewerage District

