

# Operations & Maintenance Report

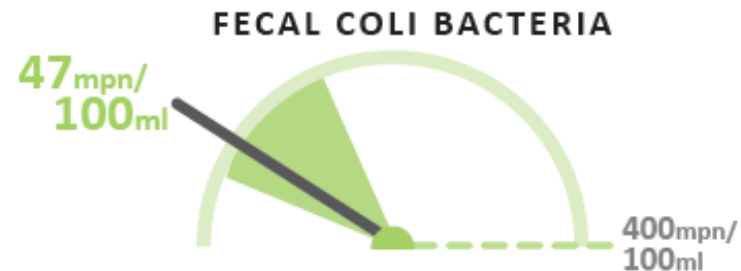
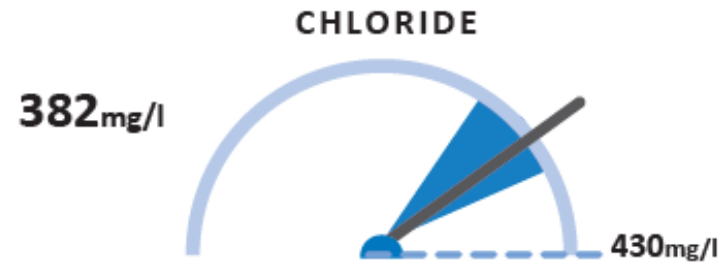
## August 25, 2022



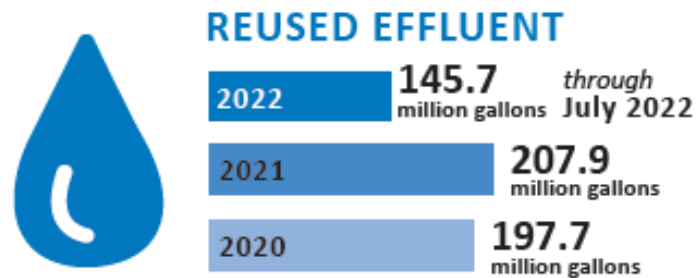
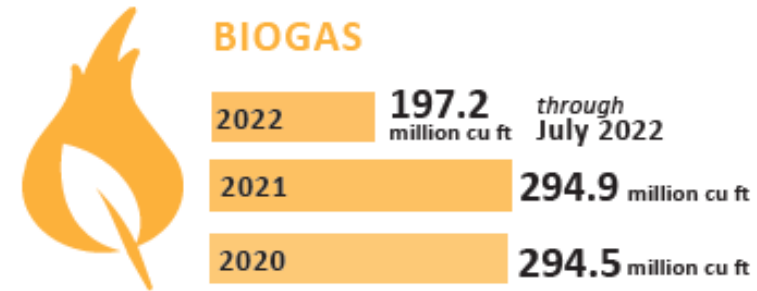
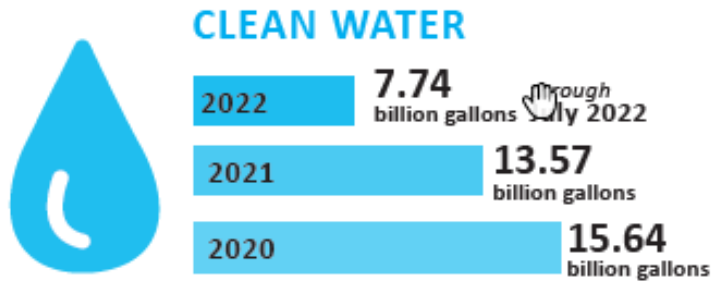
Madison Metropolitan Sewerage District




# July Plant Performance



# July Resource Recovery



# July Resource Recovery



## BIOSOLIDS STORAGE

through  
July 2022

**59.2%**  
FULL



## METROGRO CAKE

**1,939** cubic yards through  
July 2022

2021 **152** cubic yards

A B 2020 **\*5,257** cubic yards

\* A Class A biosolids (743.8 cy)

B Class B biosolids (5256.9 cy)



## STRUVITE

2022 **282.2** tons through  
July 2022

2021 **563.1** tons

2020 **656.9** tons



## METROGRO

2022 **21.8** million gallons through  
July 2022

2021 **38.7** million gallons

2020 **32.0** million gallons

Thank you!

Madison Metropolitan Sewerage District

