



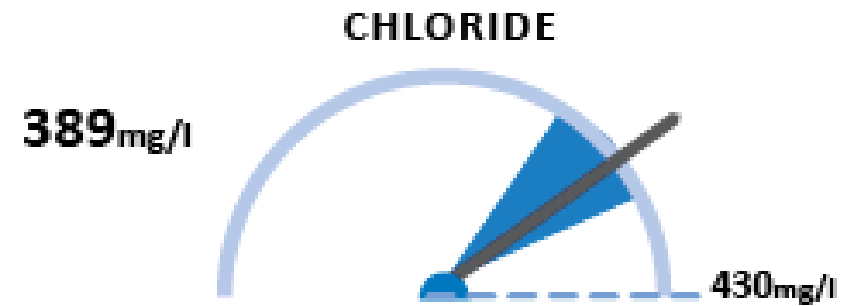

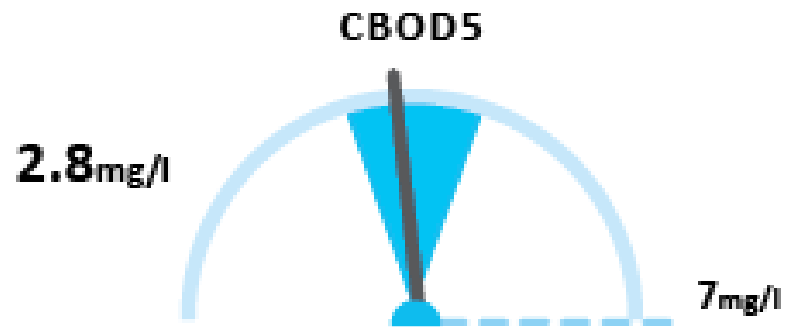
Operations & Maintenance Report

July 28, 2022



Madison Metropolitan Sewerage District

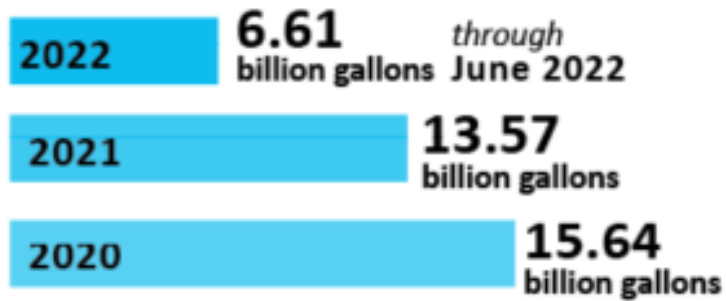
June Plant Performance



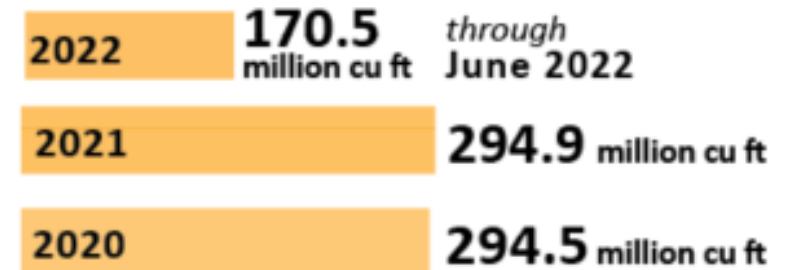
June Resource Recovery



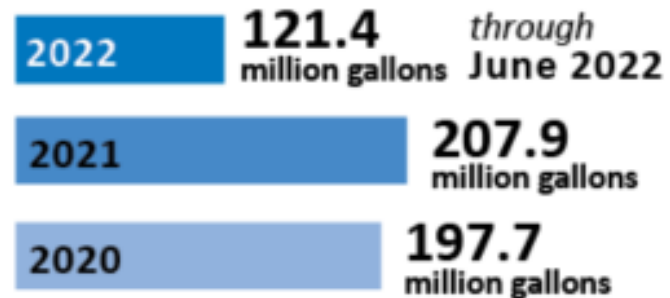
CLEAN WATER




BIOGAS



REUSED EFFLUENT



June Resource Recovery



BIOSOLIDS STORAGE

through
June 2022

55.6%
FULL



METROGRO CAKE

1,817 cubic yards through
June 2022

2021 **152** cubic yards

A B 2020 ***5,257** cubic yards

* A Class A biosolids (743.8 cy)
B Class B biosolids (5256.9 cy)



STRUVITE

2022 **263.9** tons through
June 2022

2021 **563.1** tons

2020 **656.9** tons



METROGRO

2022 **18.7** million gallons through
June 2022

2021 **38.7** million gallons

2020 **32.0** million gallons

Thank you!

Madison Metropolitan Sewerage District

