

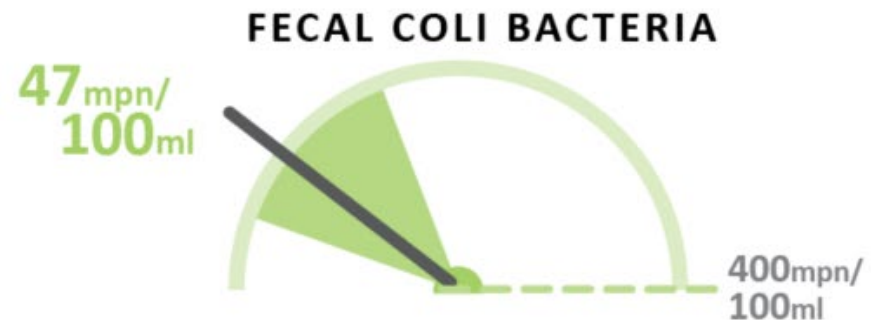

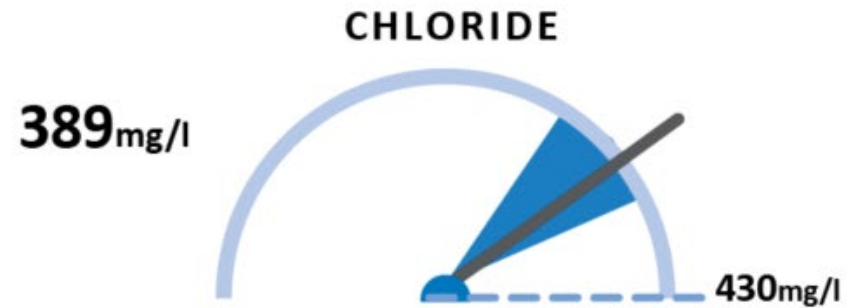
Operations & Maintenance Report

June 30, 2022



Madison Metropolitan Sewerage District

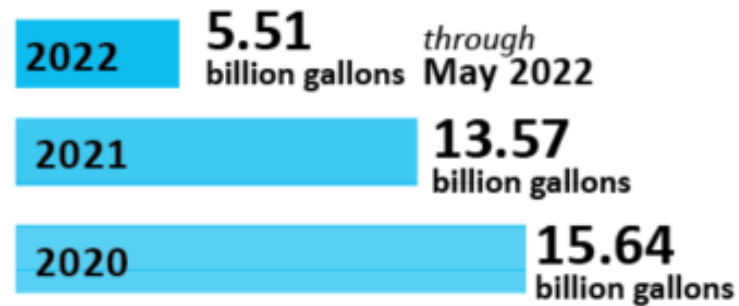
May Plant Performance



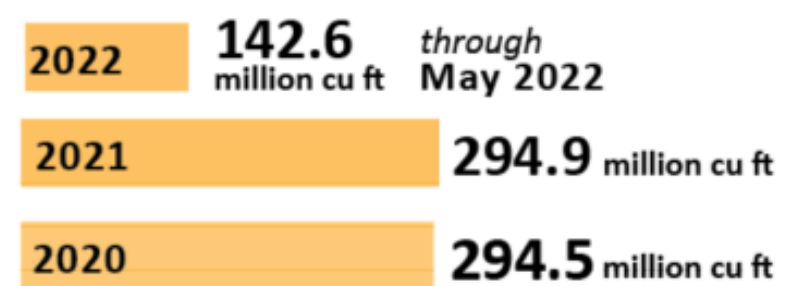
May Resource Recovery



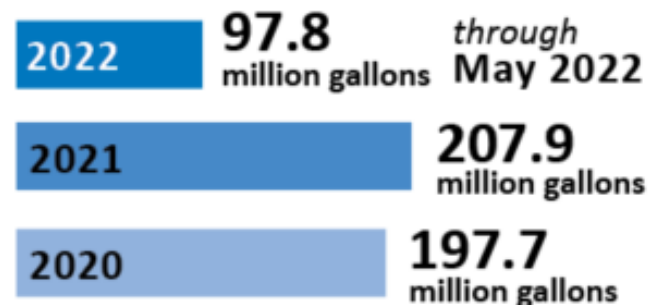
CLEAN WATER




BIOGAS



REUSED EFFLUENT



May Resource Recovery



BIOSOLIDS STORAGE

through
May 2022

37.8%
FULL



METROGRO CAKE

1,817 cubic yards through
May 2022

2021 **152** cubic yards

A B 2020 ***5,257** cubic yards

* A Class A biosolids (743.8 cy)
B Class B biosolids (5256.9 cy)



STRUVITE

2022 **189.8** tons through
May 2022

2021 **563.1** tons

2020 **656.9** tons



METROGRO

2022 **15.2** million gallons through
May 2022

2021 **38.7** million gallons

2020 **32.0** million gallons

Thank you!



Madison Metropolitan Sewerage District

