

# Operations & Maintenance Report


## April 28, 2022






# March Plant Performance


CBOD5



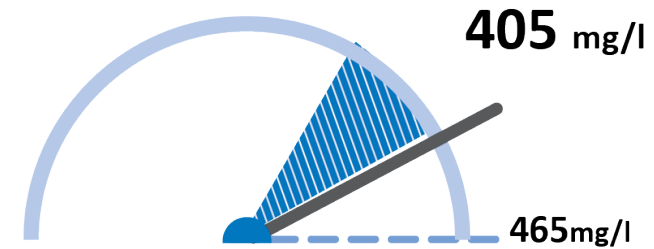
TOTAL SUSPENDED SOLIDS




AMMONIA



CHLORIDE



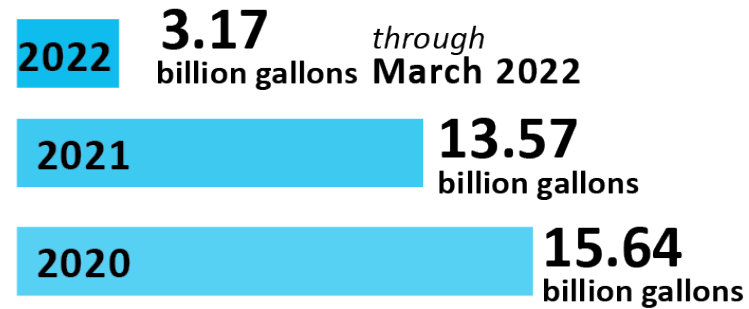
PHOSPHORUS



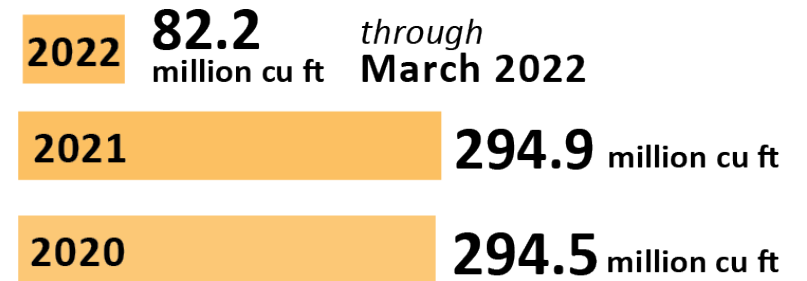
# March Resource Recovery



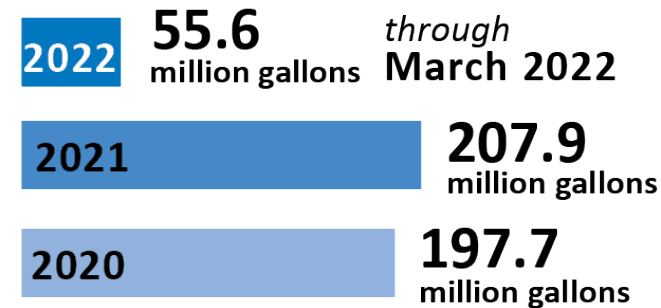
## CLEAN WATER




## BIOGAS



## REUSED EFFLUENT



# March Resource Recovery



## BIOSOLIDS STORAGE

through  
March 2022

**59.2%**  
FULL



## METROGRO CAKE

**1,260** cubic yards through  
March 2022

2021 **152** cubic yards

A B 2020 **\*5,257** cubic yards

\* A Class A biosolids (743.8 cy)  
B Class B biosolids (5256.9 cy)



## STRUVITE

2022 **112.9** tons through  
March 2022

2021 **563.1** tons

2020 **656.9** tons



## METROGRO

2022 **8.8** million gallons through  
March 2022

2021 **38.7** million gallons

2020 **32.0** million gallons

Thank you!



Madison Metropolitan Sewerage District

