

Operations & Maintenance Report


March 31, 2022




Madison Metropolitan Sewerage District

February Plant Performance


CBOD5



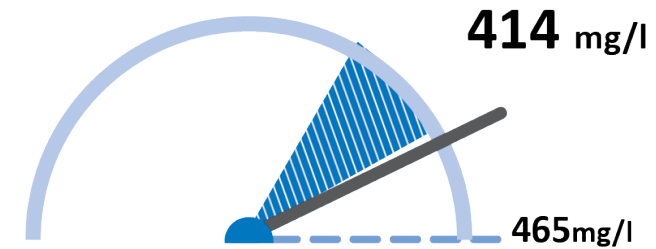
TOTAL SUSPENDED SOLIDS




AMMONIA



CHLORIDE

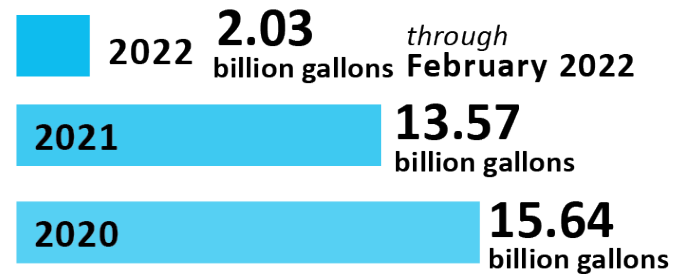


PHOSPHORUS

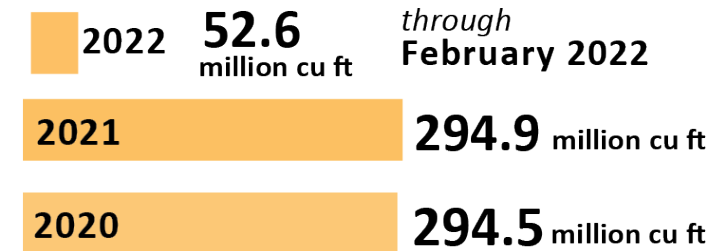


February Resource Recovery

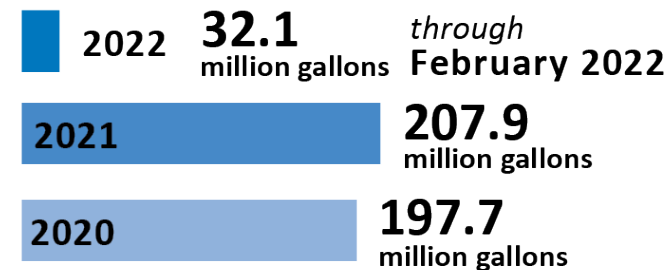
CLEAN WATER




BIOGAS



REUSED EFFLUENT



February Resource Recovery



BIOSOLIDS STORAGE

through
February 2022

45.4%
FULL



METROGRO CAKE

381.7 through
cubic yards February 2022

2021 **152** cubic yards

A B 2020 ***5,257** cubic yards

* A Class A biosolids (743.8 cy)
B Class B biosolids (5256.9 cy)



STRUVITE

2022 **54.9** tons through
February 2022

2021 **563.1** tons

2020 **656.9** tons



METROGRO

2022 **5.9** million gallons through
February

2021 **38.7** million gallons

2020 **32.0** million gallons

Thank you!

Madison Metropolitan Sewerage District

